
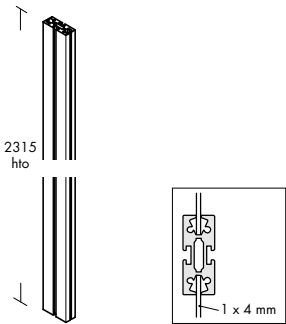
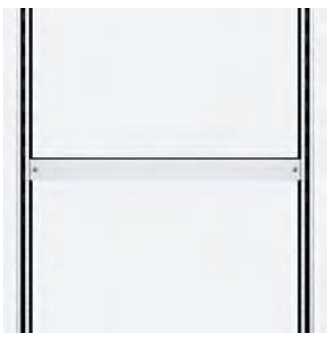
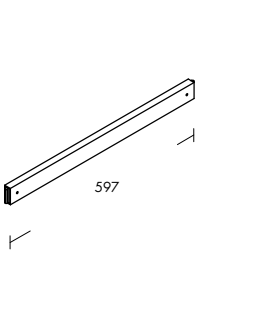

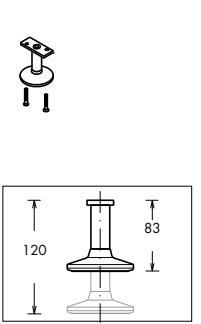
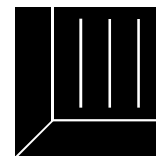
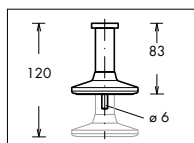


	Xero Struc 4 upright	Connector bar for upright axis 625 mm	Glide Ø 72 mm
Dimensions	 	 	 
Characteristics	<p>Slot width for 1 bracket.</p> <p>Max. weight load = 100 kg per 1000 mm</p> <p>For merchandise supports, see Xero 4 range.</p> <p>ⓘ <i>Observe the assembly and operating instruction</i></p>	<p>For merchandise supports, see Xero 4 range.</p>	<p>Adjustable height 83–120 mm.</p> <p>ⓘ <i>Observe the assembly and operating instruction</i></p>
Order number	<p>natural anodised aluminium</p> <p>2315 mm ☉ 934-100.05</p> <p>1000–4000 mm ☉ 934-098.05</p> <p>End cap and glide must be ordered separately if required.</p>	<p>natural anodised aluminium</p> <p>● 300-564.05</p>	<p>silver mat ☉ 300-581.48</p> <p>Incl. fixing set.</p>



Glide Ø 72 mm
with pin



Adjustable height 83–120 mm.

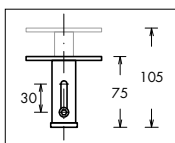
ⓘ *Observe the assembly and operating instruction*

silver mat

○ **300-822.48**

Incl. fixing set.

Ceiling fixing device



Adjustable height 75–105 mm.

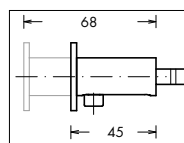
ⓘ *Observe the assembly and operating instruction*

silver mat

○ **300-810.48**

Incl. fixing set.

Wall fixing bracket



Adjustable distance to wall 45–68 mm.

The fixtures and wall must be able to support a traction of min. 1.6 kN (160 kg) per point of fixture. The type of fixtures for the wall screw fittings must be determined by the assembly fitter according to the wall structure.

ⓘ *Observe the assembly and operating instruction*

silver mat

● **300-563.48**

End cap



silver

● **981-566.05**