
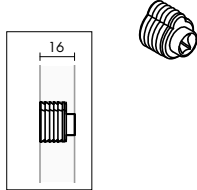

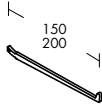

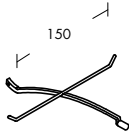

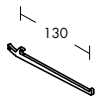


	Mono 6 holder set for wooden panels	Hook straight	Eyewear holder																		
Dimensions	 	 	 																		
Characteristics	<p>Max. weight load = 1 kg</p> <p>ⓘ <i>Observe the assembly and operating instruction</i></p>	<p>Max. weight load = 1 kg</p>	<p>Max. weight load = 0.5 kg</p>																		
Order number	<table border="0"> <tr> <td>silver</td> <td>● 321-845.05</td> </tr> <tr> <td>black</td> <td>● 321-845.08</td> </tr> </table> <p>Set of 10 pcs.</p>	silver	● 321-845.05	black	● 321-845.08	<table border="0"> <tr> <td>black steel duro</td> <td>● 361-302.26</td> </tr> <tr> <td>150 mm</td> <td>● 361-303.26</td> </tr> <tr> <td>200 mm</td> <td>● 361-303.26</td> </tr> <tr> <td>silver mat</td> <td>● 361-302.48</td> </tr> <tr> <td>150 mm</td> <td>● 361-303.48</td> </tr> <tr> <td>200 mm</td> <td>● 361-303.48</td> </tr> </table>	black steel duro	● 361-302.26	150 mm	● 361-303.26	200 mm	● 361-303.26	silver mat	● 361-302.48	150 mm	● 361-303.48	200 mm	● 361-303.48	<table border="0"> <tr> <td>silver mat</td> <td>● 361-307.48</td> </tr> </table>	silver mat	● 361-307.48
silver	● 321-845.05																				
black	● 321-845.08																				
black steel duro	● 361-302.26																				
150 mm	● 361-303.26																				
200 mm	● 361-303.26																				
silver mat	● 361-302.48																				
150 mm	● 361-303.48																				
200 mm	● 361-303.48																				
silver mat	● 361-307.48																				



Bracket
for plexiglass shelf 5 mm



Max. weight load = 1 kg

📄 Drawing no.
389-970 plexiglass shelf

black steel duro

● **361-340.26**

silver mat

● **361-340.48**

At least 2 brackets are required per shelf.