


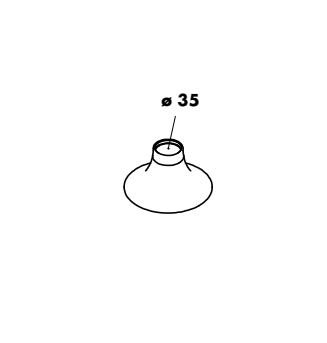
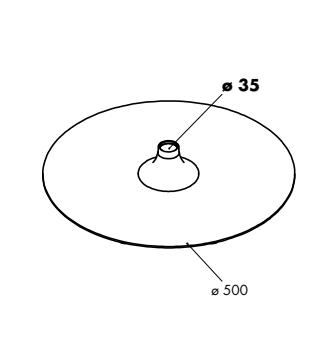
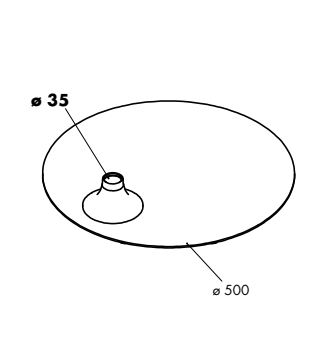





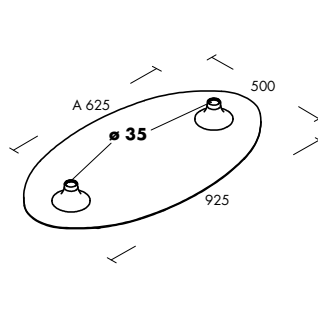
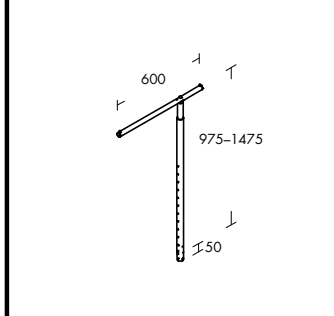
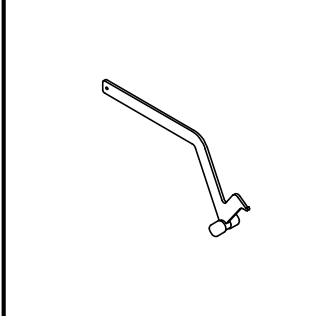



	Area Viva 35 socket for installation on a plinth or floor	Foot plate, centric with Area Viva 35 socket	Foot plate, eccentric with Area Viva 35 socket
			
Dimensions			
Characteristics	Is screwed into wooden plinth or on floor. Supports Area Viva 35 uprights with extensions. ! Observe the assembly and operating instruction	Supports Area Viva 35 uprights with extensions. Max. weight load = 30 kg	Supports Area Viva 35 upright with eccentric T-extension arm. Max. weight load = 30 kg
Order number	silver mat ● 983-388.48	silver mat ○ 252-451.48	silver mat ○ 252-453.48



<p>Foot plate, elliptic with 2 Area Viva 35 sockets</p>	<p>Upright with eccentric T extension arm Ø 25 mm straight, for foot plate eccentric</p>	<p>Dismantling tool for upright socket</p>	<p>Area Viva 35 socket for wooden plinth</p>
			
			
<p>Supports Area Viva 35 uprights with hanging rail A = 625 mm.</p>	<p>Adjustable height with notch mechanism from 975 mm to 1475 mm.</p>	<p>For removing inserted uprights.</p>	<p>Is glued and screwed into wooden plinth from underneath.</p>
<p>Max. weight load = 60 kg</p>	<p>Max. weight load = 30 kg</p>		<p>Supports Area Viva 35 uprights with extensions.</p>
			<p>🔧 <i>Observe the assembly and operating instruction</i></p>
<p>silver mat ○ 252-455.48</p>	<p>silver mat / chrome ○ 305-875.65 silver mat / silk ○ 305-875.69</p>	<p>black steel duro ○ 923-037.26</p>	<p>zinc coated ● 938-896.21</p>

Castor/glide adapter socket
for wooden plinth

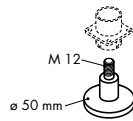


Is screwed underneath the wooden plinth.
ⓘ Observe the assembly and operating instruction

zinc coated ● **938-899.21**

Glides or castors M12 can be screwed in from underneath.

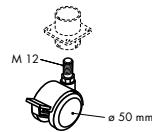
Glide Ø 50 mm



Is screwed into Area Viva 35 socket or adapter socket for wooden plinth or into Area 20 threaded adaptor sleeve.

black ● **902-171.06**

Castor Ø 50 mm



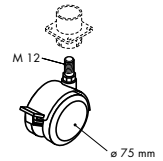
Castor: Soft version with grey-coloured running tread.

Is screwed into Area Viva 35 socket or adapter socket for wooden plinth or into Area 20 threaded adaptor sleeve.

Max. weight load = 50 kg

black with stopper ● **954-185.06**

Castor Ø 75 mm




Castor: Soft version with grey-coloured running tread.

Is screwed into Area Viva 35 socket or adapter socket for wooden plinth or into Area 20 threaded adaptor sleeve.

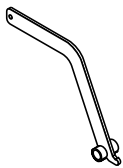
Max. weight load = 75 kg

black with stopper ○ **954-086.06**



Area Viva 35 socket for floor	Mounting set	Cap	Ring
			
			
<p>Is embedded and glued into floor.</p> <p>Supports Area Viva 35 uprights with extensions.</p> <p>⚠ Observe the assembly and operating instruction</p>	<p>For precise positioning of drill holes in the floor and installation of sockets.</p> <p>⚠ Observe the assembly and operating instruction</p>	<p>Covers socket when no upright is inserted.</p>	<p>Covers edge of socket when upright is inserted.</p>
<p>zinc coated ● 963-265.21</p>	<p>raw chromed ○ 300-031.41</p>	<p>zinc coated ● 963-266.21</p>	<p>zinc coated ● 953-103.21</p>

Dismantling tool
for embedded socket

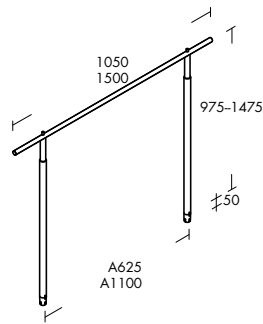



For removing inserted uprights.

black steel duro

○ **923-009.26**

Uprights with hanging rail
Ø 25 mm



Adjustable height with notch mechanism from 975 mm to 1475 mm.

Axis 625 mm can also be inserted in elliptic base plate.

Max. weight load = 60 kg

silver mat / chrome

1050 mm

for axis 625 mm ○ **305-152.65**

1500 mm

for axis 1100 mm ○ **305-151.65**

silver mat / silk

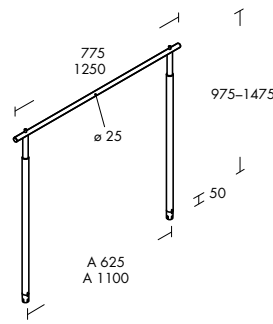

1050 mm

for axis 625 mm ○ **305-152.69**

1500 mm

for axis 1100 mm ○ **305-151.69**

Uprights with hanging rail
Ø 25 mm



Adjustable height with notch mechanism from 975 mm to 1475 mm.

Max. weight load = 60 kg

silver mat / chrome

775 mm

for axis 625 mm ○ **305-146.65**

1250 mm

for axis 1100 mm ○ **305-145.65**

silver mat / silk

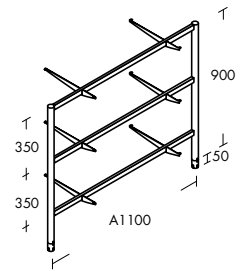
775 mm

for axis 625 mm ○ **305-146.69**

1250 mm

for axis 1100 mm ○ **305-145.69**

Uprights with 3 shelf supports
for axis 1100 mm



Shelf supports are inserted into uprights.


Max. weight load = 75 kg





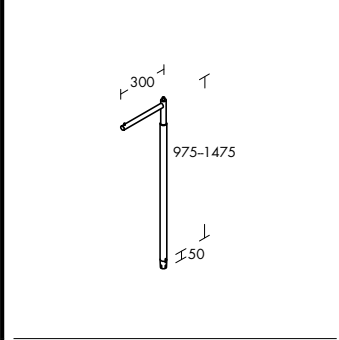
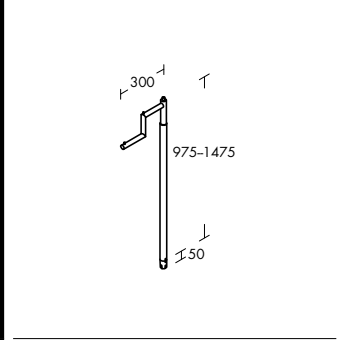
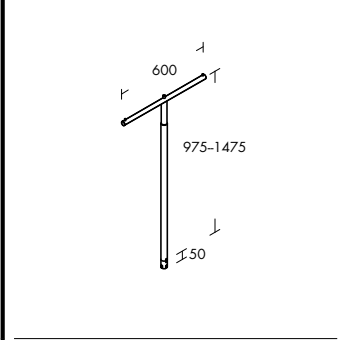
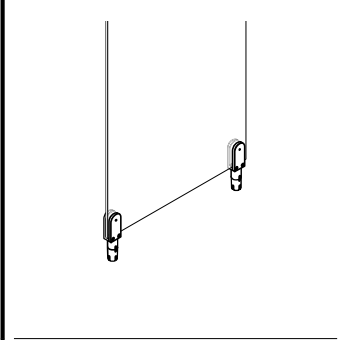
🔗 Drawing no. 375-881 Glass shelf 8 mm

🔗 Drawing no. 375-882 Wooden shelf

silver mat

○ **306-742.48**

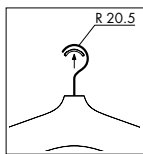


Upright with extension arm Ø 25 mm straight	Upright with extension arm Ø 25 mm stepped	Upright with extension T arm Ø 25 mm	Fixing bracket for glass panel																					
																								
																								
<p>Adjustable height with notch mechanism from 975 mm to 1475 mm.</p> <p>Max. weight load = 15 kg</p>	<p>Adjustable height with notch mechanism from 975 mm to 1475 mm.</p> <p>Max. weight load = 15 kg</p>	<p>Adjustable height with notch mechanism from 975 mm to 1475 mm.</p> <p>Can also be inserted in elliptic base plate.</p> <p>Max. weight load = 30 kg</p>	<p>📄 Drawing no. 374-538 sets.</p>																					
<table border="0"> <tr> <td>silver mat / chrome</td> <td>○</td> <td>305-147.65</td> </tr> <tr> <td>silver mat / silk</td> <td>○</td> <td>305-147.69</td> </tr> </table>	silver mat / chrome	○	305-147.65	silver mat / silk	○	305-147.69	<table border="0"> <tr> <td>silver mat / chrome</td> <td>○</td> <td>305-150.65</td> </tr> <tr> <td>silver mat / silk</td> <td>○</td> <td>305-150.69</td> </tr> </table>	silver mat / chrome	○	305-150.65	silver mat / silk	○	305-150.69	<table border="0"> <tr> <td>silver mat / chrome</td> <td>○</td> <td>305-153.65</td> </tr> <tr> <td>silver mat / silk</td> <td>○</td> <td>305-153.69</td> </tr> </table>	silver mat / chrome	○	305-153.65	silver mat / silk	○	305-153.69	<table border="0"> <tr> <td>silver mat</td> <td>○</td> <td>979-208.05</td> </tr> </table> <p>Set of 2 pcs.</p>	silver mat	○	979-208.05
silver mat / chrome	○	305-147.65																						
silver mat / silk	○	305-147.69																						
silver mat / chrome	○	305-150.65																						
silver mat / silk	○	305-150.69																						
silver mat / chrome	○	305-153.65																						
silver mat / silk	○	305-153.69																						
silver mat	○	979-208.05																						

Sciss



100 x



Prevents scratches on hanging rails and front arms in silk or stainless steel.

To clip into coat hanger hook (Ø 3.4–3.8 mm).

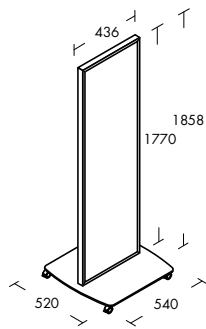
transparent

● **929-449.02**

Set of 100 pcs.

Mirror

with castors Ø 50 mm

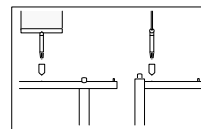
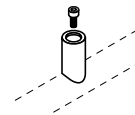


Double sided mirror, footplate with castors (Ø 50 mm with brake system). Castors: Soft version with grey-coloured running tread.

silver mat

○ **119-175.48**

Sign holder socket



With 90° rotation.

Is screwed to hanging rail or front arm Ø 25 mm.

chrome

● **929-990.01**

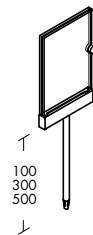
silk

● **929-990.30**

bright silver mistral

○ **929-990.66**

Sign holder



For vertical presentation. With 90° rotation.

chrome

100 mm DIN A 5 ○ **308-694.01**

300 mm DIN A 5 ○ **308-730.01**

500 mm DIN A 5 ○ **308-731.01**

100 mm DIN A 4 ○ **308-703.01**

300 mm DIN A 4 ○ **308-732.01**

500 mm DIN A 4 ○ **308-733.01**

bright silver mistral

100 mm DIN A 5 ○ **308-694.66**

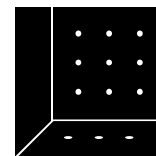
300 mm DIN A 5 ○ **308-730.66**

500 mm DIN A 5 ○ **308-731.66**

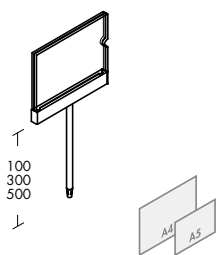
100 mm DIN A 4 ○ **308-703.66**

300 mm DIN A 4 ○ **308-732.66**

500 mm DIN A 4 ○ **308-733.66**



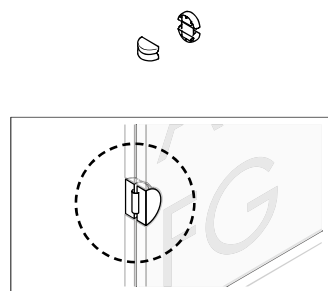
Sign holder



For horizontal presentation. With 90° rotation.

chrome		
100 mm DIN A 5	⊙	308-698.01
300 mm DIN A 5	⊙	308-734.01
500 mm DIN A 5	⊙	308-735.01
100 mm DIN A 4	⊙	308-708.01
300 mm DIN A 4	⊙	308-736.01
500 mm DIN A 4	⊙	308-737.01
bright silver mistral		
100 mm DIN A 5	⊙	308-698.66
300 mm DIN A 5	⊙	308-734.66
500 mm DIN A 5	⊙	308-735.66
100 mm DIN A 4	⊙	308-708.66
300 mm DIN A 4	⊙	308-736.66
500 mm DIN A 4	⊙	308-737.66

Universal magnetic holder



For positioning and securing the sign.

silver		
	○	981-939.05