
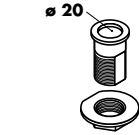
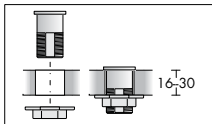



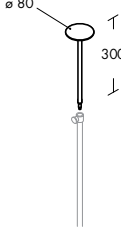
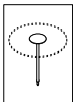

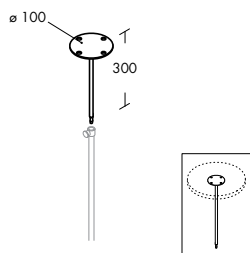


	Area 20 socket for wood	Merchandising rod	Shelf support for glass shelf
<b>Dimensions</b>	  	 	  
<b>Characteristics</b>	<p>Permits the rotation of individual merchandise supports in steps of 90°.</p> <p>⚠ Observe the assembly and operating instruction</p>	<p>Freely positionable due to 360° rotation.</p> <p>Supports shelf supports.</p> <p>Is inserted in Area 20 socket.</p> <p>Max. weight load = 15 kg</p>	<p>For glass shelf of max. Ø 350 mm. Freely positionable due to 360° rotation.</p> <p>Is inserted in Area 13 sockets or in the merchandising rod when using Area 20 sockets.</p> <p>Glass shelves are bonded to the shelf supports.</p> <p>Max. weight load = 7 kg</p> <p>📄 Drawing no. 976-312 Glass shelf 8 mm</p>
<b>Order number</b>	<p>silk ● <b>963-269.30</b></p>	<p>silver mat</p> <p>200 mm ● <b>301-170.48</b></p> <p>400 mm ● <b>301-171.48</b></p> <p>600 mm ● <b>301-172.48</b></p>	<p>silk ● <b>398-889.30</b></p>



## Shelf support for wooden shelf



For wooden shelf of max. Ø 350 mm.  
Freely positionable due to 360° rotation.

Is inserted in Area 13 sockets or in the  
merchandising rod when using Area 20  
sockets.

Max. weight load = 7 kg

silk

● 906-953.30